

VERTEXFX TRADER



Presented by
Hybrid Solutions

About Hybrid Solutions

Established in 2002

Offering full trading platform solution that suits all online trading business

Serving over than 1000 financial institution all over the world

Millions of traders trading on VertexFX



Our History

2002



UHA Trading
Released

New product under
a new brand
VertexFX

VertexFX Version 8
Released

VertexFX Version 9
Released

New generation
of the Risk
Management Bridge

VertexFX 9.5
Released

VertexFX 10
Released

Best Trading
Platform for Forex
Brokers Award
Winner

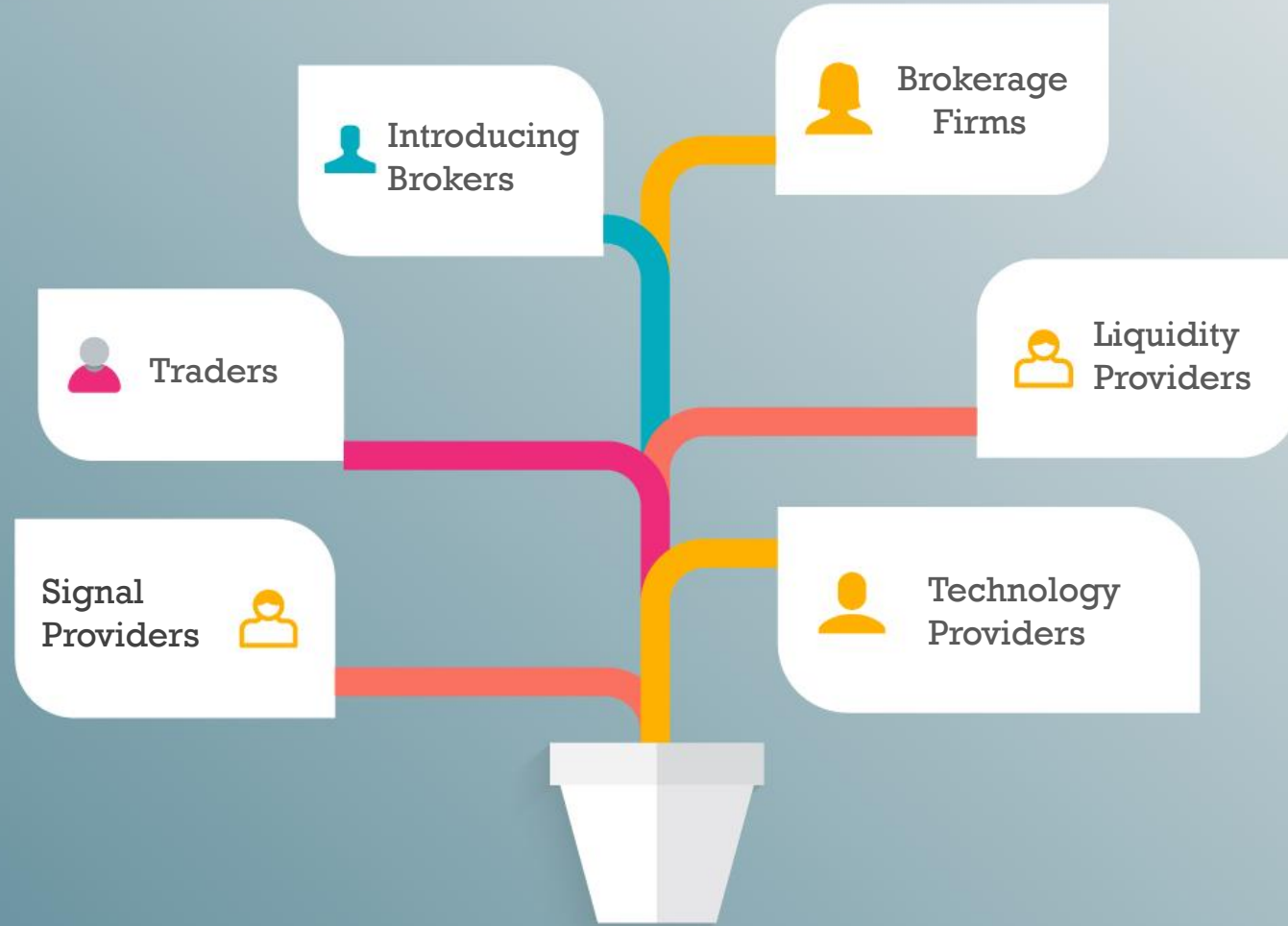
Best Turn-Key Auto Trading
Platform Award Winner

VERTEFX 11
Released

Mobile Trader Lite

Full Rebrand

2022



BUSINESS STRUCTURE

TRADING PLATFORMS

01 Black Box

- In-house developed platforms.
- Front end, Backend, shipped as is
- Least API or scripting
- Least customization capabilities.
- Not Commercial.

Ready 02

Lego!

- Full of API.
- Scripting capabilities
- Minimal built-in functionality.
- Big efforts for customization.

Turn-Key

- Full of API.
- Scripting capabilities
- Minimal built-in functionality.
- Least efforts for customization.

Technology Challenges

Challenge 1

Choosing Trading Platform

- After first step of choosing a trading platform, traders start gets stuck between market and their needs.
- Market platforms are either Front end Pro or back-end Pro.

Challenge 2

Third Parties

- Finding third parties to fill gaps trading platform has.
- Hiring freelancers or developers to fulfill the needs.

Challenge 3

Integration

- To guarantee integrated solution with the platform especially with different versions and staff turnover.

How VertexFX is a Turn-key?

- > VertexFX Trader is a trading solution rather than a normal trading platform.



- > VertexFX Trader has high back-end capabilities for dealing rooms and IB managers.



- > VertexFX supports all types of trading and all kind of scripting.



- > VertexFX Trader is a real turn-key trading solution for every business model whether Margin Trading or Physical Delivery, delivered all in one solution to the trader in one account.



VertexFX for traders





VertexFX for traders



VertexFX for Traders

Close Selected Positions

Balance: 99,974,758.68 Flt P/L: 171.81

Close Selected Positions

Ticket	Date/Time	Type	Amount
<input type="checkbox"/> 2980152	2018-09-26 06:20:28	Buy	5.70
<input type="checkbox"/> 2980157	2018-09-26 06:31:06	Buy	1.00
<input type="checkbox"/> 2980156	2018-09-26 06:31:05	Buy	1.00
<input type="checkbox"/> 2980155	2018-09-26 06:30:48	Sell	3.00

Hedge Selected Positions

Holdings Value: 857,040.85

Hedge Selected Positions

Ticket	Date/Time	Type	Amount
<input type="checkbox"/> 2980152	2018-09-26 06:20:28	Buy	5.70
<input type="checkbox"/> 2980157	2018-09-26 06:31:06	Buy	1.00
<input type="checkbox"/> 2980156	2018-09-26 06:31:05	Buy	1.00
<input type="checkbox"/> 2980155	2018-09-26 06:30:48	Sell	3.00

Cancel Selected Positions

74,930.49 Used Margin: 32,100.00

Cancel Selected Orders

Ticket	Open Price	Unit Price
2980152	1.3147	1.3147
2980157	132.76	132.76
2980156	132.72	132.72
2980155	0.72589	1.45178

Close Profitable Positions


Close Profitable Positions

Balance: 99,974,758.68 Flt P/L: 171.81 Holdings Value: 857,040.85 Equity: 99,974,930.49 Used Margin: 32,100.00 Free Margin: 99,942,830.49

Close Selected Positions / Hedge Selected Positions / Cancel Selected Orders

Ticket	Date/Time	Type	Amount	Item	Open Price	Unit Price	Current P/L	S/L
<input type="checkbox"/> 2980152	2018-09-26 06:20:28	Buy	5.70	GBP/USD	1.3147	1.3147	1.3149	1.3085
<input type="checkbox"/> 2980157	2018-09-26 06:31:06	Buy	1.00	EUR/JPY	132.76	132.76	132.77	
<input type="checkbox"/> 2980156	2018-09-26 06:31:05	Buy	1.00	EUR/JPY	132.72	132.72	132.77	132.72
<input type="checkbox"/> 2980155	2018-09-26 06:30:48	Sell	3.00	AUD/USD	0.72589	1.45178	0.72570	0.72574
<input checked="" type="checkbox"/> Pending Order			10.70					
<input checked="" type="checkbox"/> 2390272	2018-09-26 06:40:34	Sell (Man...)	1.00	EUR/JPY			132.77	132.72

Trade (4/3) Net Quantity History (2) Journal Mailbox (Omar) Alerts vStore BackTesting Signals (0)



One-click Trading Screen

Close at Market

Buy and sell at Market

Close by Hedge

EUR/USD (123460) Total: +8.00

EUR/USD Cancel all orders

Amount 1 Lot Go Simple


New Position Close Position Close by Hedge

Ticket	Position	At price	Profit/Loss
2980680	+1	1.16033	2.00

Close at 1.16035

One Click SL/TP Order Placing:

(S)	T/P	(B)
	T/P	1.16046
	T/P	1.16045
	T/P	1.16044
	T/P	1.16043
	T/P	1.16042
	T/P	1.16041
	T/P	1.16040
	T/P	1.16039
	T/P	1.16038
	T/P	1.16037
	T/P	1.16036
	T/P	1.16035
	Close at	1.16035
	S/L	1.16034
	S/L	1.16033
	S/L	1.16032
	S/L	1.16031
	S/L	1.16030
	S/L	1.16029
	S/L	1.16028
	S/L(1.00)	1.16027



EUR/USD (123460) Total: +1.20

EUR/USD Cancel all orders

Amount 1 Lot (Min: 0.1, Max: 1000)

New Position Close Position Close by Hedge

1.15103 / 1.15105


Sell at 1.15103

Buy at 1.15105

Your comment . . .

One Click Limit/Stop Order Placing:

Orders (S)	Sell	Price	Buy	Orders (B)
	Sell Limit	1.15112	Buy Stop	1.00
	Sell Limit	1.15111	Buy Stop	
	Sell Limit	1.15110	Buy Stop	
	Sell Limit	1.15109	Buy Stop	
	Sell Limit	1.15108	Buy Stop	
	Sell Limit	1.15107	Buy Stop	
	Sell Limit	1.15106	Buy Stop	
	Sell Limit	1.15106	Buy Stop	
	Sell Limit	1.15105	<-- Buy at	
	Sell Limit	1.15104	Buy Limit	
	Sell at -->	1.15103	Buy Limit	
	Sell Stop	1.15102	Buy Limit	1.00
	Sell Stop	1.15101	Buy Limit	
	Sell Stop	1.15100	Buy Limit	
	Sell Stop	1.15099	Buy Limit	
	Sell Stop	1.15098	Buy Limit	
	Sell Stop	1.15097	Buy Limit	
	Sell Stop	1.15096	Buy Limit	
	Sell Stop	1.15095	Buy Limit	1.00
	Sell Stop	1.15095	Buy Limit	
	Sell Stop	1.15094	Buy Limit	



EUR/USD (123460) Total: +1.00

EUR/USD Cancel all orders

Amount 1 Lot


New Position Close Position Close by Hedge


Ticket	Position	At price
2980652 ... -1 ... 1.15988	-1	1.15988
2980651 ... +1 ... 1.15992	+1	1.15992

Profit/Loss : -4.00

Close All By Hedge

(S)	Order	Price	Buy	(B)
1.00	Sell Limit	1.16029	Buy Stop	1.00
	Sell Limit	1.16024	Buy Stop	
	Sell Limit	1.15999	Buy Stop	
	Sell Limit	1.15998	Buy Stop	
	Sell Limit	1.15997	Buy Stop	
	Sell Limit	1.15996	Buy Stop	
	Sell Limit	1.15995	Buy Stop	
	Sell Limit	1.15994	Buy Stop	
	Sell Limit	1.15993	Buy Stop	
	Sell Limit	1.15992	Buy Stop	
	Sell Limit	1.15991	Buy Stop	
	Sell Limit	1.15990	Buy Stop	
	Sell Limit	1.15989	Buy Stop	
	Sell Limit	1.15988	<-- Buy at	
	Sell Limit	1.15987	Buy Limit	
	Sell Limit	1.15986	Buy Limit	
	Sell Back...	1.15986	Buy Limit	
	Sell Stop	1.15985	Buy Limit	
	Sell Stop	1.15984	Buy Limit	
	Sell Stop	1.15983	Buy Limit	







VertexFX for traders



Net Trade

Powerful chart

Symbols
tree and
categories

SMS alerting

Backtesting

NET TRADE

Symbol	Amount ▲	NH	Buy/Sell	Avg Open Price	Current Price	Comm	Interest	Profit/Loss	Net Value	Net Open Value
<input type="checkbox"/> EUR/USD	0.60	0.60	Buy	1.132446667	1.12394	-30.00	0.00	-540.40	67,406.40	67,916.80
<input type="checkbox"/> GBP/USD	0.50	0.10	Buy	1.30836	1.3026	-25.00	0.00	-313.00	65,105.00	65,393.00
<input type="checkbox"/> GBP/USD	0.40		Sell	1.3034	1.3076	-20.00	0.00	-188.00	-52,324.00	-52,156.00
<input type="checkbox"/> NZD/USD	0.50	0.20	Buy	0.6865	0.6815	-25.00	0.00	-275.00	34,050.00	34,300.00
<input type="checkbox"/> NZD/USD	0.30		Sell	0.6815	0.6865	-15.00	0.00	-165.00	-20,610.00	-20,460.00
<input type="checkbox"/> USD/CHF	0.40	0.10	Buy	0.999775	0.9947	-20.00	0.00	-23.00	39,980.00	40,182.06
<input type="checkbox"/> USD/CHF	0.30		Sell	0.9948	0.9997	-15.00	0.00	-11.98	-30,015.00	-29,864.97
<input type="checkbox"/> GOLD	0.60		Buy	1295.556667	1295.31	0.00	0.00	-14.80	77,718.60	77,733.40
<input type="checkbox"/> GOLD	0.60		Sell	1295.051667	1295.81	0.00	0.00	-45.50	-77,748.60	-77,703.10

Trade (42/0) **Net Trade** History (0) Journal Mailbox (0p) Alerts vStore BackTesting Social Trading (0) **NEW** News

Symbol	Amount ▲	NH	Buy/Sell	Avg Open Price	Current Price	Comm	Interest	Profit/Loss	Net Value	Net Open Value
<input type="checkbox"/> EUR/USD	0.60	0.60	Buy	1.132446667	1.12384	-30.00	0.00	-546.40	67,400.40	67,916.80
<input type="checkbox"/> GBP/USD	0.50	0.10	Buy	1.30836	1.3037	-25.00	0.00	-258.00	65,160.00	65,393.00
<input type="checkbox"/> GBP/USD	0.40		Sell	1.3034	1.3087	-20.00	0.00	-232.00	-52,368.00	-52,156.00
<input type="checkbox"/> NZD/USD	0.50	0.20	Buy	0.6865	0.6816	-25.00	0.00	-270.00	34,055.00	34,300.00
<input type="checkbox"/> NZD/USD	0.30		Sell	0.6866	0.6816	-15.00	0.00	-168.00	-20,613.00	-20,460.00
<input type="checkbox"/> USD/CHF	0.40	0.10	Buy	0.9946	0.9946	-20.00	0.00	-27.00	39,980.00	40,182.06
<input type="checkbox"/> USD/CHF	0.30		Sell	0.9996	0.9996	-15.00	0.00	-8.97	-30,015.00	-29,864.97
<input type="checkbox"/> GOLD	0.60		Buy	1296.10	1296.10	0.00	0.00	32.60	77,766.00	77,733.40
<input type="checkbox"/> GOLD	0.60		Sell	1296.60	1296.60	0.00	0.00	-92.90	-77,796.00	-77,703.10

- Close Selected
- Hedge Net Positions
- Report ▶
- View Settings
- Maximize


Trade (42/0) **Net Trade** History (0) Journal Mailbox (0p) Alerts vStore BackTesting Social Trading (0) **NEW** News

POWERFUL CHART



SYMBOLS TREE AND CATEGORIES

Market Watch



Hybrid Solutions (Demo System) 11

VertexFX Trader Software, Powered By Hybrid Solutions

Search Symbols

Symbol	Bid	Ask	High	Low	Time	Initial Margin
Spots						
USD Pairs						
USD/CHF	1.0082	1.0084	1.0084	1.0068	06:49:39	3000
USD/CAD	1.3322	1.3324	1.3373	1.3309	06:49:38	3000
NZD/USD	0.6739	0.6741	0.6776	0.6668	06:49:27	3000
EUR/USD	1.13090	1.13092	1.13237	1.12791	06:49:40	3000
AUD/USD	0.71990	0.72010	0.72060	0.71530	06:49:40	3000
Metals						
GOLD	1275.42	1275.44	1279.79	1274.97	06:49:40	1000
Gold Physical	1275.42	1275.44	1279.79	1274.97	06:49:40	1000
Gold OZ	1275.42	1275.44	1279.79	1274.97	06:49:40	1000
Gold KG 9999	1275.42	1275.44	1279.79	1274.97	06:49:40	1000
CROSSES						
EUR/JPY	126.65	126.67	126.83	126.29	06:49:40	3000

Market Watch Ticks

SMS ALERTING

Send account statement as SMS (John)

Select the required hours per week

Monday Hours All None

00	01	02	03	04	05	06	07	08	09	10	11
12	13	14	15	16	17	18	19	20	21	22	23

Tuesday Hours All None

00	01	02	03	04	05	06	07	08	09	10	11
12	13	14	15	16	17	18	19	20	21	22	23

Wednesday Hours All None

00	01	02	03	04	05	06	07	08	09	10	11
12	13	14	15	16	17	18	19	20	21	22	23

Thursday Hours All None

00	01	02	03	04	05	06	07	08	09	10	11
12	13	14	15	16	17	18	19	20	21	22	23

Friday Hours All None

00	01	02	03	04	05	06	07	08	09	10	11
12	13	14	15	16	17	18	19	20	21	22	23

Saturday Hours All None

00	01	02	03	04	05	06	07	08	09	10	11
12	13	14	15	16	17	18	19	20	21	22	23

Sunday Hours All None

00	01	02	03	04	05	06	07	08	09	10	11
12	13	14	15	16	17	18	19	20	21	22	23

Enable All Disable All

OK Cancel



SMS configuration (John)

SMS configuration

Balance

Mobile
AreaCode +MobileNumber

Send account statement as SMS 

Send prices as SMS  

Alert me when orders executed

Ok Cancel

Send prices as SMS

Hybrid Solutions MarketCloud LTD

- Spots
 - CROSSES
 - AUD/CAD
 - AUD/CHF
 - AUD/JPY
 - AUD/NZD
 - CAD/CHF
 - CAD/JPY
 - CHF/JPY
 - EUR/AUD
 - EUR/CAD
 - EUR/CHF
 - EUR/GBP
 - EUR/JPY
 - EUR/NZD
 - GBP/AUD
 - GBP/CAD
 - GBP/CHF
 - GBP/JPY
 - NZD/CAD
 - NZD/CHF
 - NZD/JPY

Select Un-Select

OK Cancel

BACKTESTING

12 [Naya] - NAYA@VertexFX 11

Home View Charts Technical Analysis Tick Chart Apps Help

New Position Trade New Entry Order Chart Period One Minute * Cursor Crosshairs Remove Readings * Fibonacci Line Studies * Channels Drawings Symbols and Text * Edit/Delete Objects Oscillators Trends Volumes Others Edit/Delete Indicators Display Darvas Boxes Templates Maximize VTL Editor

BackTesting EUR/USD-M1

EUR/USD,M1 1.12463 1.12479 1.12469 1.12477

BOLLINGER BANDS 1 1.12461

BOLLINGER BANDS 2 1.12470

28 Mar 02:43 28 Mar 02:50 28 Mar 02:58 28 Mar 03:06 28 Mar 03:14 28 Mar 03:22 28 Mar 03:30 28 Mar 03:38 28 Mar 03:46 28 Mar 03:54

EUR/USD-M1 BackTesting EUR/USD-M1 BackTesting EUR/USD-M1 BackTesting EUR/USD-M1 BackTesting EUR/USD-M1

Market Watch

Search Symbols

Symbol	Bid	Ask	High	Low	Time	Initial Ma...
Spots						
CROSSES						
EUR/CHF	1.1187	1.1192	1.1192	1.1160	10:37:50	3000
EUR/GBP	0.8568	0.8570	0.8627	0.8561	10:37:50	3000
EUR/JPY	124.65	124.70	124.95	124.34	10:37:48	3000
Metals						
GOLD	1295.19	1295.36	1297.03	1288.30	10:37:50	1000
Silver	15.473	15.483	15.550	15.360	06:52:24	1000

Market Watch Ticks

Data Window

Series Name	Data	Last Data
Open	1.12529	1.12546
High	1.12537	1.12546
Low	1.12520	1.12540
Close	1.12529	1.12544
Record	294	321

Navigator Data Window

Back-Testing Trade Journal Summary

Script: US-Bollinger Bands Trader.vtd Run Script After: 100 Candles

Period: One Minute Stop

Symbol: EUR/USD

Trade (0/0) Net Trade History (0) Journal Mailbox (Naya) Alerts vStore BackTesting Social Trading (0) News

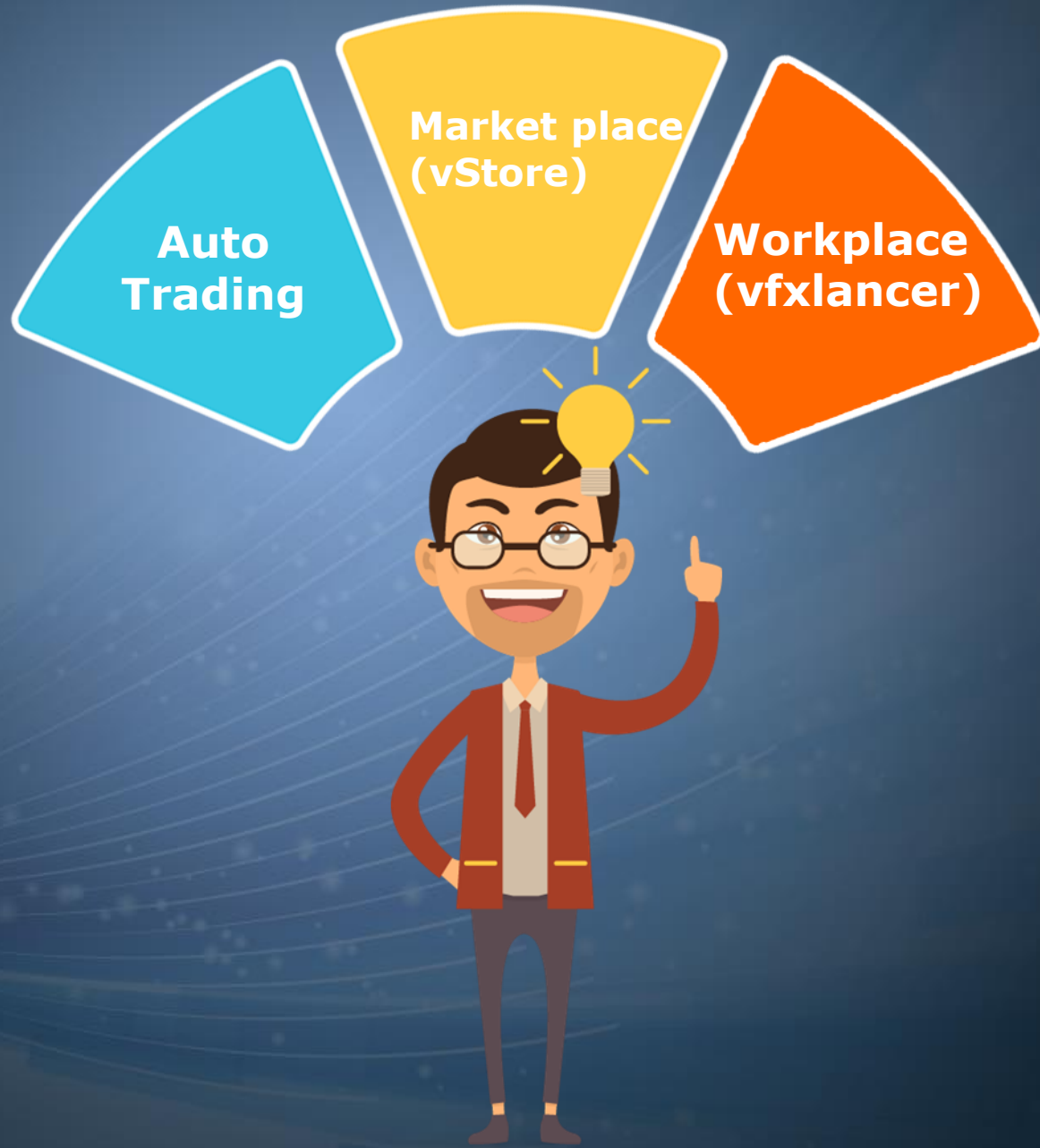
Enjoy your experience using VertexFX 11 Dealing Room News: Dear Valued Customer. Enjoy your experience using VertexFX 11 Dealing Room News: Dear Valued Customer. Enjoy your exp

ews: Thanks for using VertexFX Trader We will inform you here with any private news Private News: Thanks for using VertexFX Trader We will inform you here with any private news

28/03/2019 06:32:00 O: 1.12529 H: 1.12537 L: 1.12520 C: 1.12529 -4:00GMT 01/04/2019 10:37:46 15.7 / 0 MB Connected



VertexFX for traders



**VertexFX
Local Scripts**

Programmers can
program scripts in a
VB6-like language

Script hosted
at the trader local
machine.

Indicators, Alerts and
Auto Traders VTL Client
where a GUI interface is
expected as output

**Powerful
Editor**

VSTORE

1 Project Zone

2 Market Place

1. Post your projects in seconds

2. Select the best offered bid

3. Create a payment for the project

4. Approve and test your project

5. Release the payment to developer

VTL

Client App

Backoffice

VBL

Styles

Templates

eBooks

Latest Added Plugins

Home Category Search Cart

3 Client Terminal Plugin Viewer

ADX EA

Bollinger Bands Tra...

CarlPlayer EA

Chaikin Trader

Charles

Close All With Benefit

CMO Trader

Daily Scalp

DeMark Trendli...

DPO Trader

EarlyTopPr...

EMApusWPR

Enhanced MACD

eTrailing Server Si...

Fiji Bollinger Bands Alert

Head Fake

High-Low Bands Trad...

i-4 Golden Lion

Kairi Indicator

Keltner Cloud

Linear Regressi...

MACD Session Trader

MAGNA RAPAX V1

MAS Trader

Median Price Trader - S...

MMScript

Multi Currency EA

News Trading

On Time Trader V1

Ozymandias Indicator

Price ROC SLTP Trad...

PTSP CCI

PURIA

Range Trader

USRB

USS C T

USS C

USS I R

USS M A S

USMP

USHLB

USS R

Trade (9/0) Net Trade History (0) Journal Mailbox (f) News Alerts vStore

SOCIAL TRADING



Mohammad Obeidat
(0.65 \$)

VertexFX Social Trading

Choose a signal you are interested in and subscribe to it in a few clicks. Also you can find a detailed statistics and all trading history when you view provider profile. Sell the signals of your trading system to thousands of subscribers around the world. With our Social Trading module, your successful trades will introduce you as good signal provider.

Home

+ Add VertexFX Account

My VertexFX Accounts

Be a Signal Provider

My Subscriptions

My Signals

Journal

My Profile

My Friends

My Messages

Logout

Search:

Acc Type	Name	Pay Type	Price	Subscribers	Trades	Growth	Total P/L	Rating		
Real	PFG Markets	Per Month	Free	4	63	-5.13 %	427.20	4.70 / 5 ★	Subscribe	View
Real	Zobad1	Per Month	Free	1	141	-87.72 %	-12670.49	5.00 / 5 ★	Subscribe	View
Real	test	Per Month	Free	0	0	-0.02 %	0	5.00 / 5 ★	Subscribe	View
Real	Serkan Cin	Per Month	Free	19	5900	161.57 %	9154.87	5.00 / 5 ★	Subscribe	View
Real	Pro FX Provider	Per Month	Free	3	1384	40.01 %	1992.95	5.00 / 5 ★	Subscribe	View
Real	BNB	Per Month	Free	5	5	332.12 %	301.90	5.00 / 5 ★	Subscribe	View

ADD VERTEAFX ACCOUNT



Mohammad Obeidat
(0.65 \$)

Home

+ Add VertexFX Account

My VertexFX Accounts

Be a Signal Provider

My Subscriptions

My Signals

Journal

My Profile

My Friends

My Messages

Logout

ADD VERTEAFX ACCOUNT

Please specify a correct trading account to make its transactions available to your subscribers in the future.

VertexFX Username	<input type="text" value="Mohammad"/>
VertexFX Password	<input type="password" value="....."/>
VertexFX AccountID	<input type="text" value="3561"/>
Broker Name	<input type="text" value="Hybrid Solutions"/> <small>Type the name exactly as you see in terminals</small>

Add Account

VertexFX Social Trading Platform



Note:

Signal user can have multiple VertexFX accounts with different broker.

BE A SIGNAL PROVIDER

The image displays the 'CREATE SIGNAL' interface on the Vertex FX Social Trading platform, specifically the 'Offered Instruments' step. The interface is divided into three main sections: 'Information', 'Description', and 'Offered Instruments'. The 'Offered Instruments' section is currently active, showing a list of currency pairs with checkboxes for selection. The 'Information' section contains a form with fields for Name, Account ID, Is Private, Free, Price, and Payment, along with an 'Auto Accept subscriptions' checkbox. The 'Description' section is currently empty. The interface also includes a user profile sidebar on the left and a promotional banner on the right.

Information | **Description** | **Offered Instruments**

Symbol Name	Selected
GBP/CHF	<input checked="" type="checkbox"/>
EUR/CHF	<input checked="" type="checkbox"/>
EUR/JPY	<input type="checkbox"/>
EUR/GBP	<input type="checkbox"/>
GBP/JPY	<input checked="" type="checkbox"/>
EUR/AUD	<input type="checkbox"/>
EUR/CAD	<input type="checkbox"/>

Information | **Description** | **Offered Instruments**

Name:
Signal name can only contain latin characters, digits and up to 20 characters

Account ID:

Is Private: Make Signal Incognito.

Free:

Price: \$

Payment: Auto Accept subscriptions:

Previous Next Finish

Home | Add VertexFX Account | My VertexFX Accounts | **Be a Signal Provider** | My Subscriptions | My Signals | Journal | My Profile | My Friends | My Messages | Logout

Join VertexFX Signal Providers world

Vertex Fx Social Trading

MY SIGNALS



Mohammad Obeidat
(0.65 \$)

- Home
- + Add VertexFX Account
- My VertexFX Accounts
- Be a Signal Provider
- My Subscriptions
- My Signals**
- Journal
- My Profile
- My Friends
- My Messages
- Logout

My Signals

Active Disabled Deleted Deleted (Pending) Coupons

Name	Type	AccountID	Status	Price	Type	Growth	Subscribers	Trades	P/L	Points					
Evoulition	Public	2132590155	Enabled	Free	Per Month	0.00%	1	1	-13.00	0					

This section contains your trading signals.

Providing trading signals is a simple and secure way to profit using your trading skills and its a great proof of your expertise. Your signals are available in all VertexFX terminals.

Disclaimer:

Hybrid Solutions is the VertexFX trading platform vendor, provides technology only for the financial institutes and does not have any intervention in any financial role or in the trading cycle. Hybrid Solutions clears its responsibility from any financial institute's behavior. Choose your broker wisely and seek independent advice if necessary.

SUBSCRIBE TO A SIGNAL PROVIDER

Vertex FX Social Trading

Search People...

Mohammad Obeidat (0.65 \$)

Copy Settings Instruments Mapping

Provider Symbols: EUR/JPY Subscriber Symbols: EUR/GBP Map Symbols

Provider Symbols	Subscriber Symbols	
GBP/CHF	GBP/CHF	X
EUR/CHF	EUR/CHF	X
CAD/JPY		
USD/CHF		

Search: []

Previous Next Finish

Subscriber accepts all execution risks when subscribing to a signal.

Disclaimer:
Hybrid Solutions is the VertexFX trading platform vendor, provides technology only for the financial institutes and does not have any intervention in any financial role or in the trading cycle. Hybrid Solutions clears its responsibility from any financial institute's behavior. Choose your broker wisely and seek independent advice if necessary.

Vertex FX Social Trading

Search People...

Mohammad Obeidat (0.65 \$)

Copy Settings Instruments Mapping

Account ID: 2132590156

Stop Trade If Equity Less: 0 (Zero or Empty Mean Disabled)

Stop Trade If Balance Less: 0 (Zero or Empty Mean Disabled)

Copy Opposite:

Copy Percent: % 100

At Market: Slippage (Pips): 0

Copy Type (Side): Both Side

Wait Original Price:

Timer (Seconds): 0

Convert To Limits:

Enable (Min/Max) Lots: 0 0

Previous Next Finish

Subscriber accepts all execution risks when subscribing to a signal. Historical statistics cannot guarantee any profitability in the future.

Disclaimer:
Hybrid Solutions is the VertexFX trading platform vendor, provides technology only for the financial institutes and does not have any intervention in any financial role or in the trading cycle. Hybrid Solutions clears its responsibility from any financial institute's behavior. Choose your broker wisely and seek independent advice if necessary.



VertexFX for traders

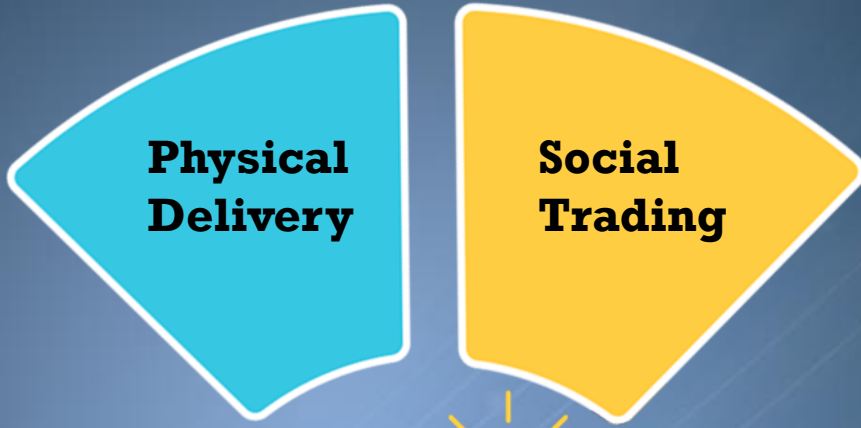




Image	Code	Name	Description	Quantity
	US100AM001OZGC9999	1 Oz gold coin - American eagle	The American Eagle Gold coin is the most popular bullion coin choice in the United States. The 1 Ounce American eagle gold coin is a legal tender with a 50 \$ value.	1
	TR100ND001KGG89999	1 Kg gold bar 999.9 - Nadir	Nadir Metal Refinery is a famous Turkish Brand accredited by the London Bullion Market Association (LBMA). The 1 Kg gold bar has a 9999 Fineness and each bar has a serial number and ...	32.1507
	SW100PM001OZGB9999	1 Oz gold bar 999.9 - PAMP	PAMP has released a wide range of gold minted bars in the series of Lady Fortuna Design for 9999 fine gold bars. The 1 Ounce gold bar is available in certified packing.	1
	SW102PM001TTGB9990	1 TT gold bar 999 - PAMP	TOLA is a traditional south asian unit of weight used in many Asian countries. TT or Ten Tola is equivalent to 116.64 grams of gold. This gold bar is one of famous series of Lady Fortuna r...	3.75
	SW101PM001GMGB9999	1 gm gold bar 999.9 - PAMP	PAMP has released a wide range of gold minted bars in the series of Lady Fortuna Design for 9999 fine gold bars. The 1 gm gold bar is available in certified packing.	0.032151

Cart

Image	Name	Code	# of items	Quantity
	50 gms gold bar 999.9 - PAMP	SW103PM050GMGB9999	1	1.60754
	1 Oz gold coin - Canadian Maple Leaf	CA100CM001OZGC9999	1	1

Physical Delivery

Portfolio Holding:	3
Delivery Total:	2.60754
Remaining Balance:	0.39246

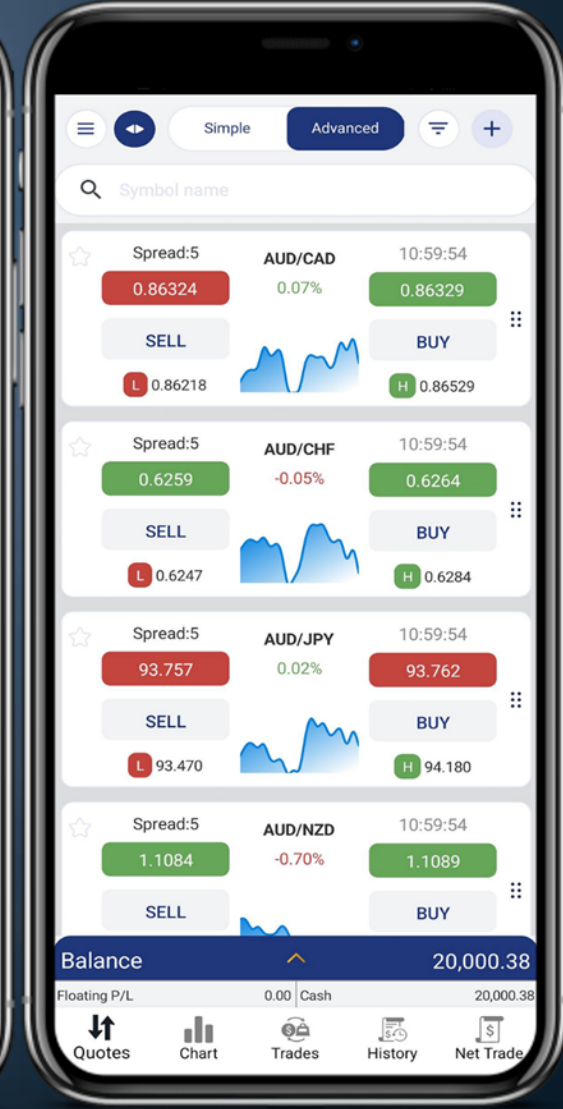
Would you please deliver it at the weekend

Pick up from Office

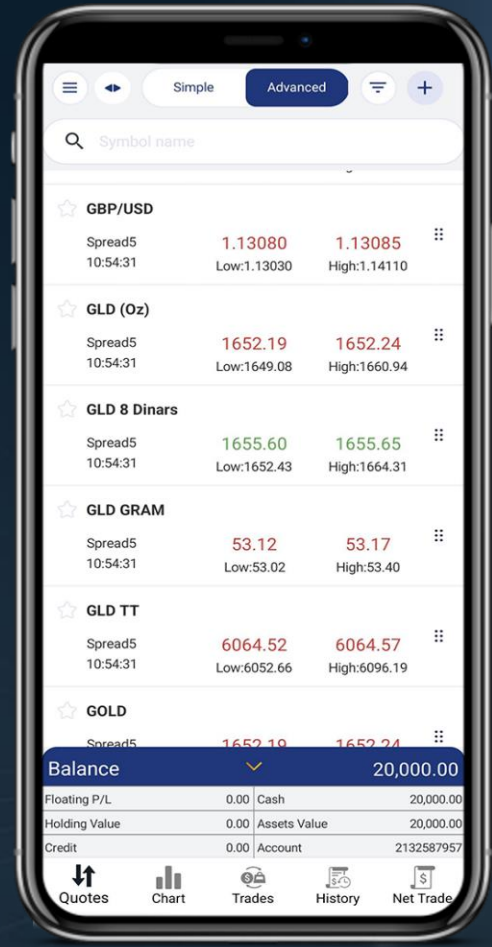
- Delivery Process --
- Pick up from Office
- Deliver to door step**



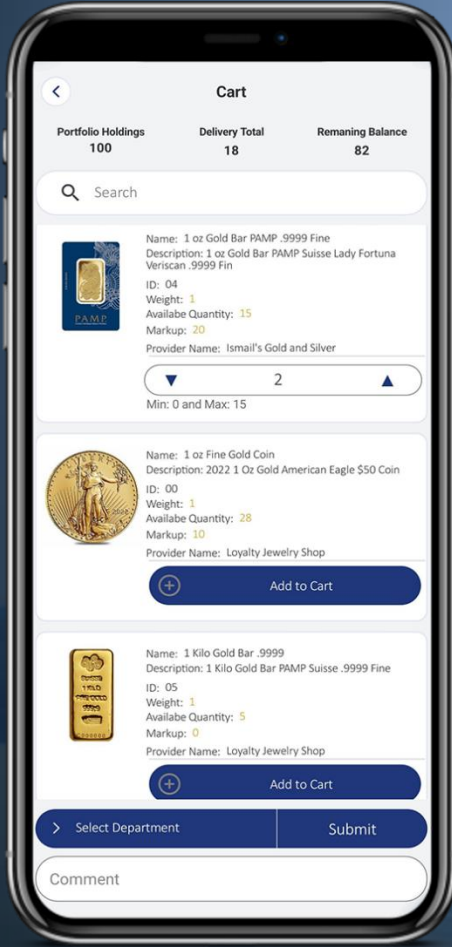
VertexFX Mobile Trader



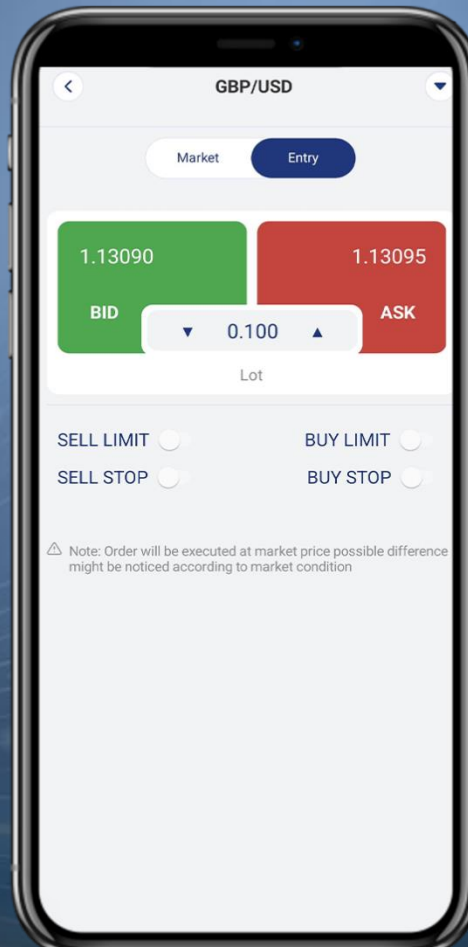
Support for Physical Account



Physical Delivery



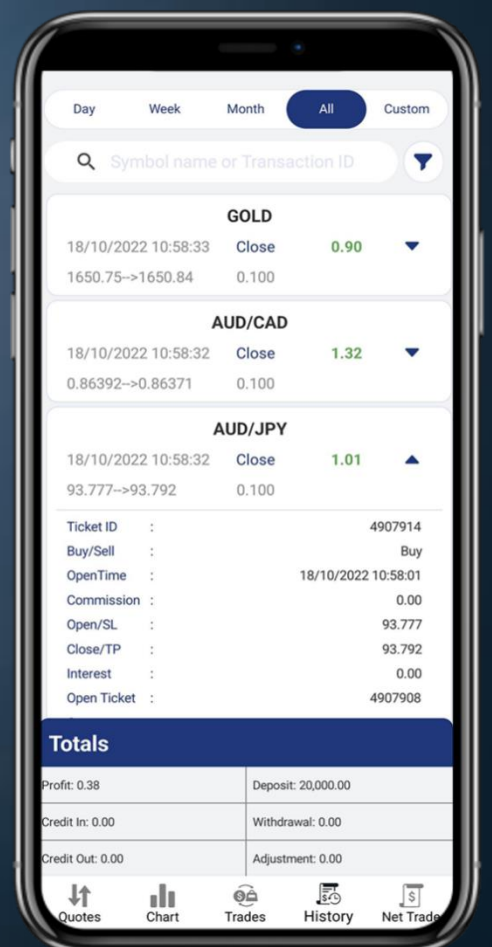
Advanced Trading



Advanced Charts



History





VertexFX for brokers



Multi Level Management

Navigator

Account

- Favorites
- Accounts
 - UK Headquarters
 - India Branch
 - India Office
 - MCX
 - 987654468: Javid
 - 987654469: Sujith
 - NSE
 - 987654470: Krishina
 - LP
 - 987654471: LP 101
 - UAE Branch
 - UAE Office
 - Abu Dhabi
 - 987654472: Ahmad
 - 987654473: Jamal
 - 987654474: Sameer
 - Dubai Office
 - 987654478: Coverage Account
 - 987654476: John
 - 987654477: Saleh
 - 987654475: Sebastian
 - 987654449: UK Office
 - Future Clients
 - 987654450: John
 - 987654451: Robert
 - Spot Clinets
 - 987654467: Sam

Parameters belongs to Ahmad

Symbol General

Parameters Spread

Hybrid Solutions (Demo System)

- Spots
 - CROSSES
 - Metals
 - USD Pairs
 - AUD/USD (S+)
 - EUR/USD (S+)
 - GBP/USD (S+)
 - NZD/USD (S+)
 - USD/CAD (S+)
 - USD/CHF (S+)
 - USD/HKD (S+)
 - USD/JPY (S+)
 - USD/SEK (S+)
 - USD/SGD (S+)

Change Parameters

EUR/USD Spread

0 Source+

Spread Balance

Bid: 0 | Ask: 0

Override

Inherits

Submit Cancel

Ok

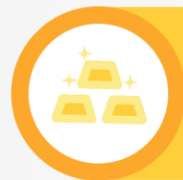
Legend:
■ Overridden (has its own value)
■ Inherited (takes a value from parent node)

VertexFX

Your Trading Companion



All in one



Physical Delivery

Jewelery
Cash Money
Commodities



Stock Trading



Margin Trading



Social Trading





VERTEXFX TRADER

WWW.HYBRIDSOLUTIONS.COM

THANK YOU